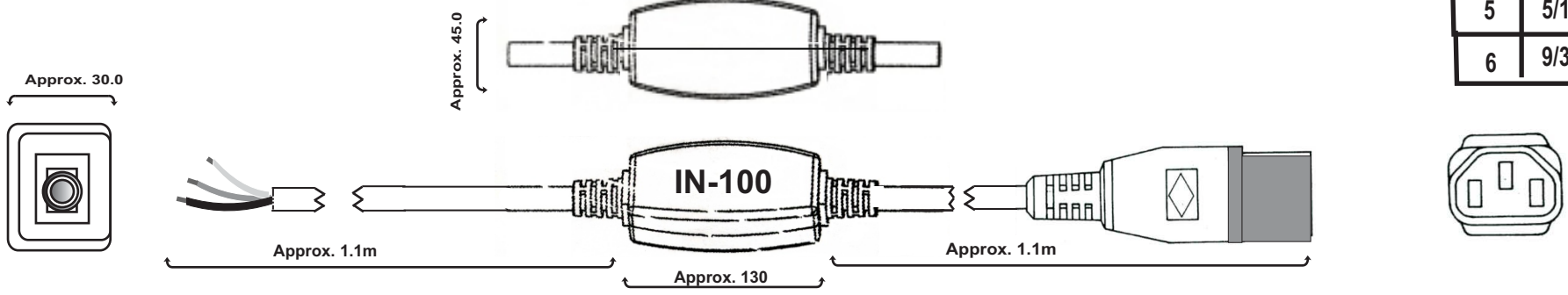
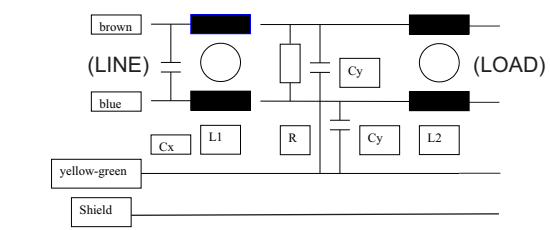
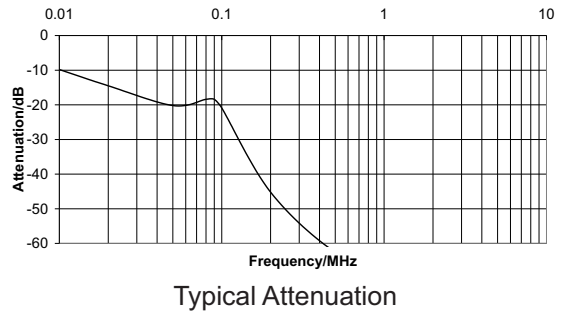


In-Line Filter Cord IN-100

Rev	Date
1	11/11/05
2	9/6/06
3	9/14/06
4	4/12/07
5	5/14/07
6	9/30/16



Manufacturer P/N	Listed Cord (2)	Voltage	I A	L mH	C _x uF	C _y nF	R Meg Ω	U _{test} P/N kV dc	U _{test} P+N/Gnd kV ac	Max. Leakage Current 250V-50H mA
IN 100	Shielded 3AWG18	250V, 50-60 Hz	10	2 x 0.8	0.1	2.2	1 (1/4w)	1200 V 2 mA 3 sec	2.1	2 x 0.25



Construction

- Cable:
 - Aluminum foil shielded cable SVT 3AWG18-Total Length
 - Length 2 meters, flame test acc. to UL VW-1 and VDE 0742, part 804.
 - Color light grey (RAL 7035).
- Cable end:
 - appliance coupler according to IEC 60320-C13
- Opposite end:
 - Ready made ends
- Housing - crush proof. Total resistance of the shield from cable end to cable end including housing is one ohm max.



EMC Eupen
 5033 Industrial Road., Bldg. 6
 Farmingdale, NJ 07727
 732-919-1100 Telephone
 732-919-7196 Fax
 sales@emceupen.com
 www.emceupen.com

Power Cord with In-Line Filter Elements		
Drawing No. IN-100		
Drawn By MCL	Eng CK MK	QA CK PH
Date: 11/11/05	Date: 11/11/05	Date: 11/14/05
Approval: Pending		WJW Approved Sig
Customer P/N: TBD		Sheet 1