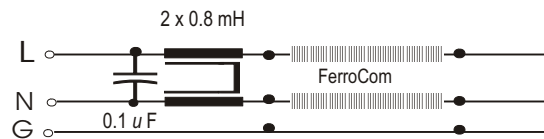
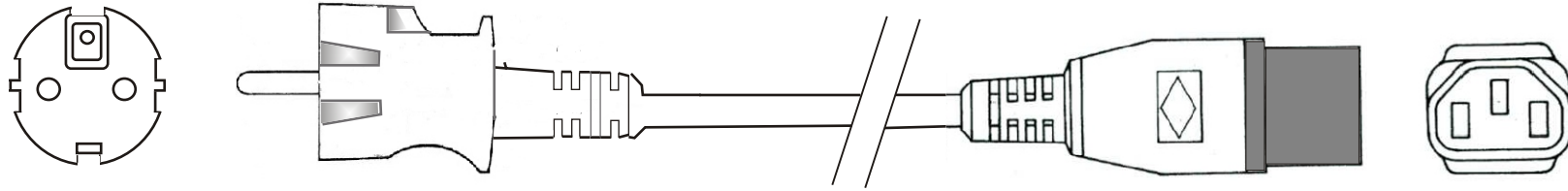
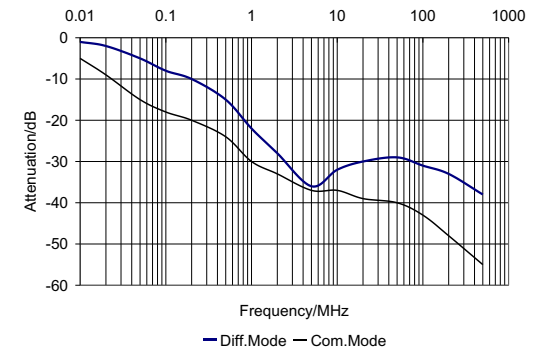


EMC Cord ES 200

Rev	Date
1	6/15/05
2	7/22/05
3	



Manufacturer P/N	Listed Cord (2)	Voltage	I A	L mH	C _x uF	C _y nF	U _{test} P/N kV dc	U _{test} P+N/Gnd kV dc	Max. Leakage Current 250V-50Hz mA
ES 200	3G1.0	250V, 50 Hz	10	0.8	0.1	N/A	2.1	2.1	2 x 0.1



Construction

- 1 - Plug: According to CEE 7-VII with double protective conductor system VDE/UTE with built in X capacitor and common mode inductor.
- 2 - Cable:
 - Low-pass aluminum foil shielded cable H05 VV-F 3G1.0mm² with ferrite coated (FerroCom) line and neutral conductors (P&N) for high frequency performance.
 - Length - 2 meters, Flame test acc to UL VW-1 and VDE 0742, part 804.
 - Color light grey (RAL 7035) with longitudinal stripe.
- 3 - Cable end:
 - appliance coupler according to IEC 60320-C13



EMC Eupen

5033 Industrial Road., Bldg. 6
Farmingdale, NJ 07727

732-919-1100 Telephone
732-919-7196 Fax
sales@emceupen.com
www.emceupen.com

Power Cord with Built In Filter Elements

**Drawing No.
ES 200**

Style IMU 03

Drawn By MCL	Eng CK MK	QA CK PH
--------------	-----------	----------

Date: 6/13/05	Date: 6/15/05	Date: 6/14/05
---------------	---------------	---------------

Approval: Declaration of Conformity	Approved Sig
-------------------------------------	--------------

Customer P/N: TBD	Sheet 1
-------------------	---------