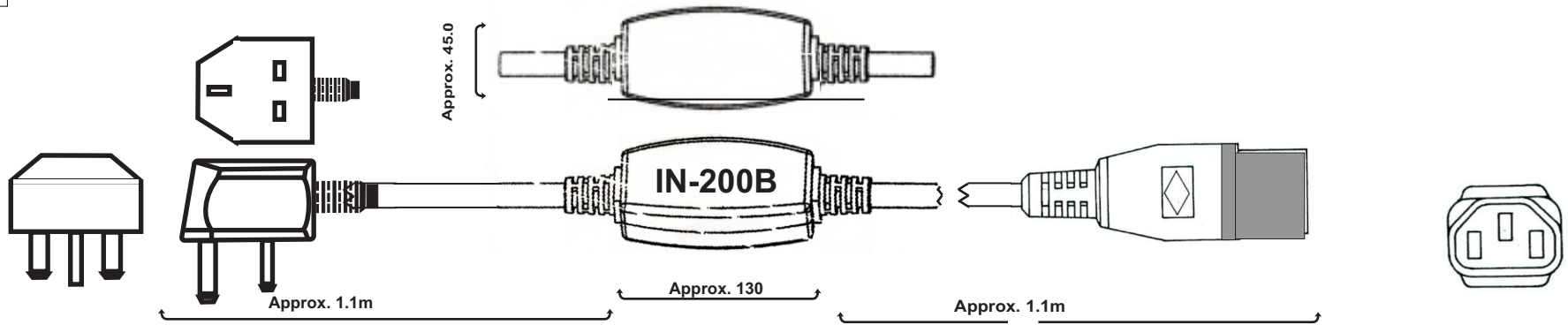
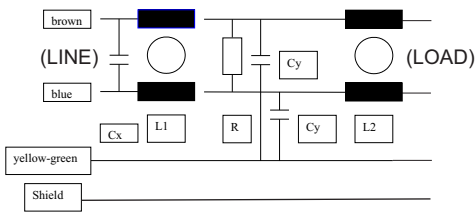
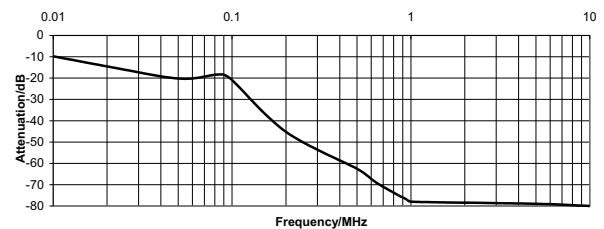


Rev	Date
1	08/14/08
2	9/30/16

High Frequency In-Line Filter Cord IN-200B



Manufacturer P/N	Listed Cord (2)	Voltage	I A	L mH	C _x uF	C _y nF	R Meg Ω	U _{test} P/N kV dc	U _{test} P+N/Gnd kV ac	Max. Leakage Current 250V-50H mA
IN 200B	Shielded 3AWG18	250V, 50-60 Hz	10	2 x 0.8	0.1	2.2	1 (1/4w)	1200 V 2 mA 3 sec	2.1	2 x 0.3



Typical Attenuation

Construction

- Cable:
 - Low-pass aluminum foil shielded cable H05 VV-F 3G1.0mm² with ferrite coated (FerroCom) line and neutral conductors (P&N) for high frequency performance.
 - Length - 2 meters, Flame test acc to UL VW-1 and VDE 0742, part 804.
 - Color light grey (RAL 7035) with longitudinal stripe.
- Cable end:
 - appliance coupler according to IEC 60320-C13
- Plug: According to BS1363/A rewirable plug-13A fuse built-in
- Housing - crush proof. Total resistance of the shield from cable end to cable end including housing is ten ohm max.



EMC Eupen
5033 Industrial Road., Bldg. 6
Farmingdale, NJ 07727
732-919-1100 Telephone
732-919-7196 Fax
sales@emceupen.com
www.emceupen.com

**High Frequency
Power Cord with In-Line Filter Elements**

**Drawing No.
IN-200B**

Drawn By MCL	Eng CK MK	QA CK PH
Date: 08/14/08	Date: 08/14/08	Date: 08/14/08
Approval: Pending		WJW Approved Sig
Customer P/N: TBD		Sheet 1