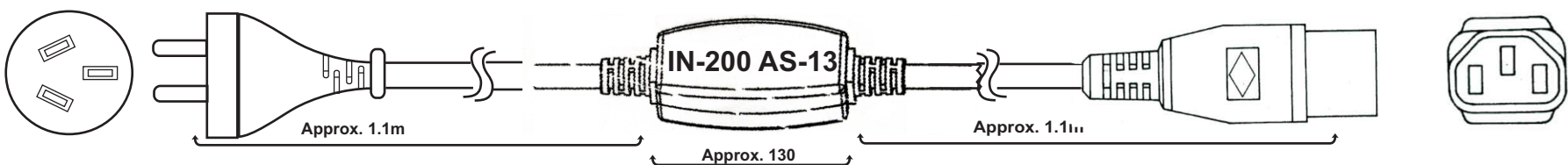
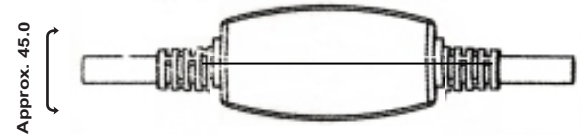
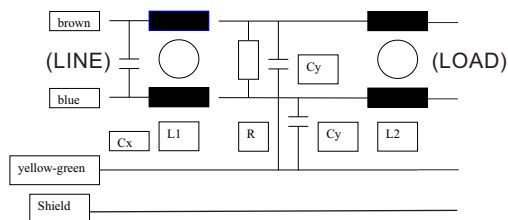
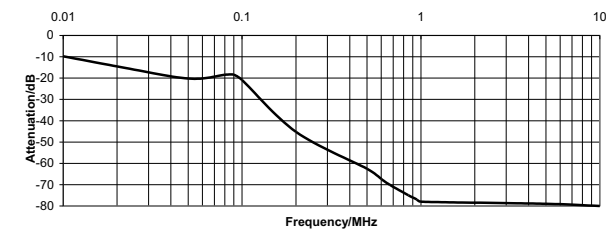


Rev	Date
1	01/30/09
2	9/30/16
3	3/22/17
4	3/5/18

High Frequency In-Line Filter Cord IN-200 AS-13



Manufacturer P/N	Listed Cord (2)	Voltage	I A	L mH	C _x uF	C _y nF	R Meg Ω	U _{test} P/N kV dc	U _{test} P+N/Gnd kV ac	Max. Leakage Current 250V-50H mA
IN 200 AS-13	Shielded 3AWG18	250V, 50-60 Hz	10	2 x 0.8	0.1	2.2	1 (1/4w)	1200 V 2 mA 3 sec	2.1	2 x 0.3



Typical Attenuation

Construction

- 1 - Cable:
 - Low-pass aluminum foil shielded cable H05 VV-F 3G1.0mm² with ferrite coated (FerroCom) line and neutral conductors (P&N) for high frequency performance.
 - Length - 2 meters, Flame test acc to UL VW-1 and VDE 0742, part 804.
 - Color light grey (RAL 7035) with longitudinal stripe.
- 2 - Cable end:
 - appliance coupler according to IEC 60320-C13 with inbuilt Y capacitors 2.2nF / 250V
- 3 - Opposite end:
 - Australian plug SP-003
- 4 - Housing - crush proof. Total resistance of the shield from cable end to cable end including housing is one ohm max.



EMC Eupen
5033 Industrial Road., Bldg. 6
Farmingdale, NJ 07727
732-919-1100 Telephone
732-919-7196 Fax
sales@emceupen.com
www.emceupen.com

High Frequency Power Cord with In-Line Filter Elements

**Drawing No.
IN-200 AS-13**

Drawn By MCL	Eng CK MK	QA CK PH
Date: 01/28/09	Date: 01/29/09	Date: 01/29/09
Approval:		WJW Approved Sig
Customer P/N: TBD		Sheet 1