
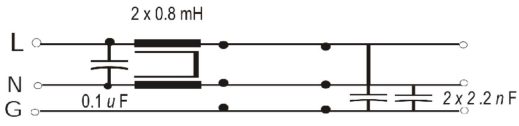
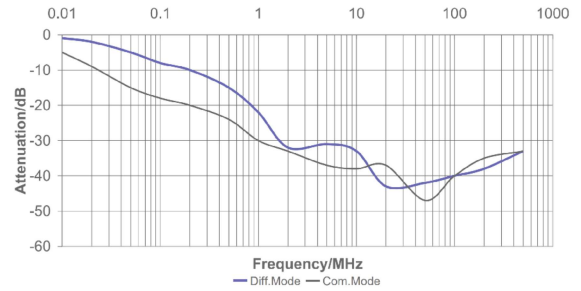


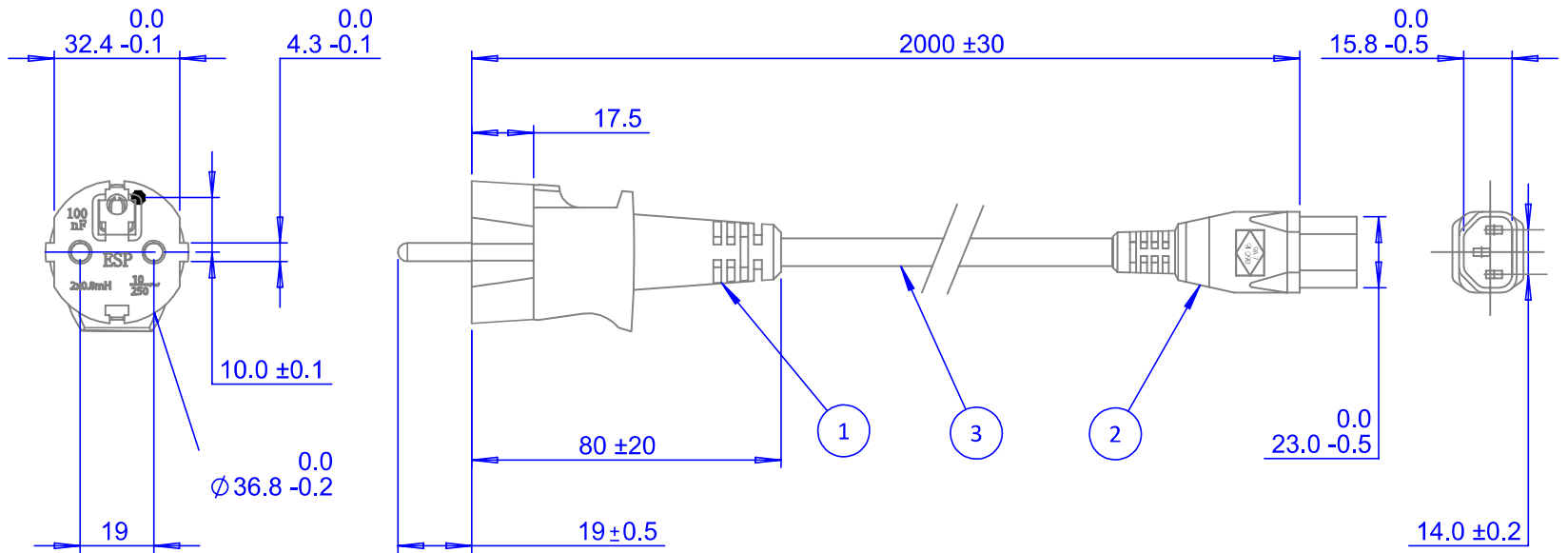
| SPECIFICATION | |
|---|---|
| Listed cord (2) | Shielded 3G1.0 |
| Voltage | 250V, 50 Hz |
| I A | 10 |
| L mH | 0.8 |
| C _x μF | 0.1 |
| C _y nF | 2.2 |
| U _{test} P/N kV dc | 2.1 |
| U _{test} P+N/Gnd kV ac | 2.1 |
| Max. leakage Current 250V-50Hz mA | 2x0.5 |
| Certification |  |



CIRCUIT



TYPICAL ATTENUATION



CONSTRUCTION

- 1. PLUG:** According to CEE 7-VII with double protective conductor system VDE/UTE with built in X capacitor and common mode inductor.
- 2. CABLE END:** Appliance coupler according to IEC 60320-C13 with built in Y capacitor 2.2 nF/250V.
- 3. CABLE:** Aluminum foil shielded cable SVT 3AWB18.
- LENGTH:** 2 meters.
- COLOUR:** Light grey (RAL 7035).
- FLAME TEST:** According to UL VW-1 and VDE 0742, part 804.



EMC Eupen
 5033 Industrial Road., Bldg. 6
 Farmingdale, NJ 07727
 732-919-1100 Telephone
 sales@emceupen.com
www.emceupen.com

| Rev. | Date | Dwg no: ES-101 | | |
|-------------------------------------|----------|---|--------------|-----------|
| 1 | 6/15/05 | Style no: IMX-13 | | |
| 2 | 7/22/05 | Desc: EMC Power Cord with Built In Filter Elements | | |
| 3 | 11/10/22 | | | |
| | | Drawn: | LRA | 11/10/22 |
| | | Checked: | WJW | 12/13/22 |
| | | Approved: | JWW | 12/13/22 |
| Approval: Declaration of Conformity | | | | |
| | | Sheet: 1 | Size: Letter | Units: mm |