
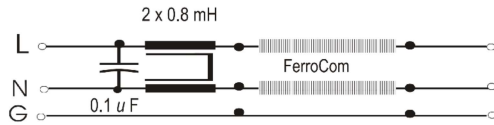
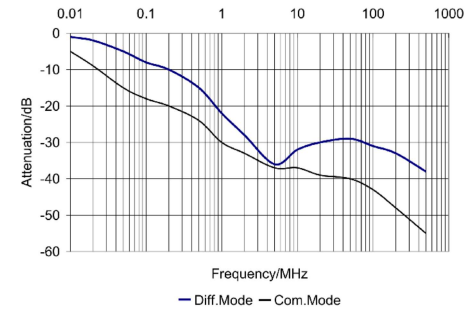


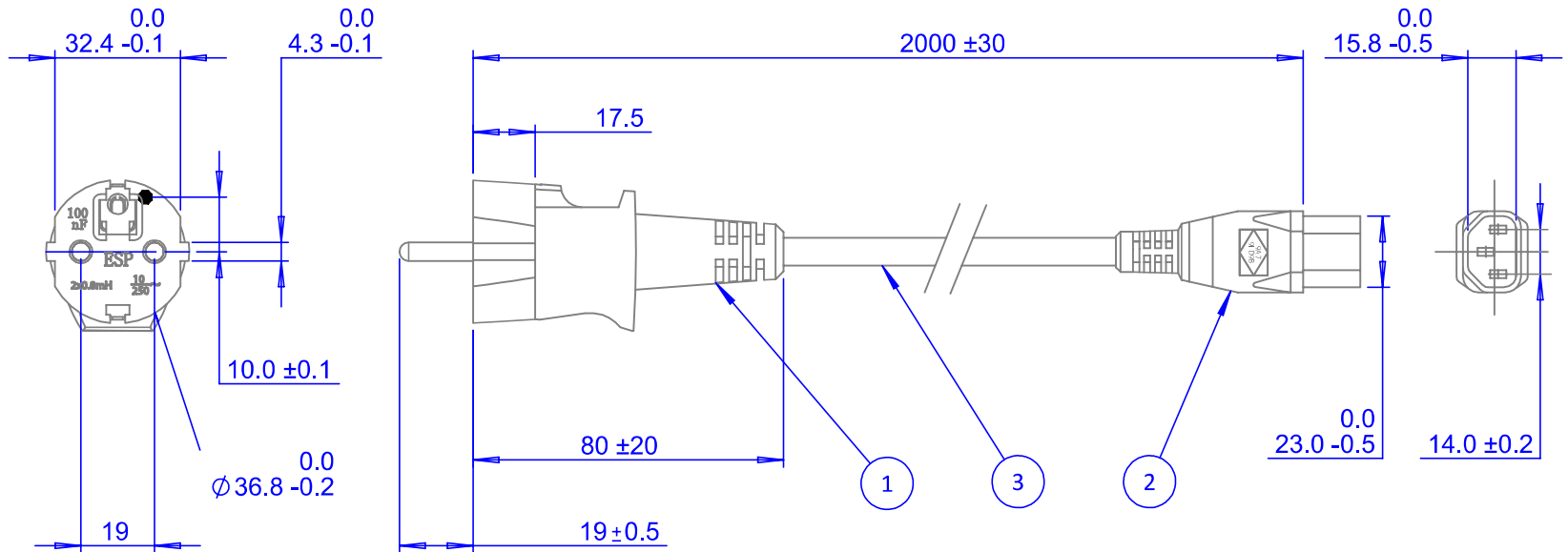
SPECIFICATION	
Listed cord (2)	3G1.0
Voltage	250V, 50 Hz
I A	10
L mH	0.8
C <sub>x</sub> μF	0.1
C <sub>y</sub> nF	N/A
U <sub>test</sub> P/N kV dc	2.1
U <sub>test</sub> P+N/Gnd kV dc	2.1
Max. leakage Current 250V-50Hz mA	2x0.1
Certification	



CIRCUIT



TYPICAL ATTENUATION



CONSTRUCTION	
<b>1. PLUG:</b>	According to CEE 7-VII with double protective conductor system VDE/UTE with built in X capacitor and common mode inductor.
<b>2. CABLE END:</b>	Appliance coupler according to IEC 60320-C13.
<b>3. CABLE:</b>	Low-pass aluminum foil shielded cable. H05 VV-F 3G1.0mm <sup>2</sup> with ferrite coated (FerroCom) line and neutral conductors (P&N) for high frequency performance.
<b>LENGTH:</b>	2 meters.
<b>COLOUR:</b>	Light grey (RAL 7035) with longitudinal stripe.
<b>FLAME TEST:</b>	According to UL VW-1 and VDE 0742, part 804.



**EMC Eupen**  
5033 Industrial Road., Bldg. 6  
Farmingdale, NJ 07727  
732-919-1100 Telephone  
sales@emceupen.com  
www.emceupen.com

Rev.	Date	Dwg no:	ES-200		
1	6/15/05	Style no:	IMU-03		
2	7/22/05	Desc:	EMC Power Cord with Built In Filter Elements		
3	11/10/22		Drawn:	LRA	11/10/22
		Checked:	WJW	12/13/22	
		Approved:	JWW	12/13/22	
Approval: Declaration of Conformity					
		Sheet: 1	Size: Letter	Units: mm	